



QUANTUM
Stellar Initiative

ADDING A TRUSTLINE IN LOBSTR

WHAT IS A TRUSTLINE?



When using a payment service, you are trusting the service provider to store your deposit and to honor your withdrawals. This idea of trust is made explicit on Stellar through trustlines.

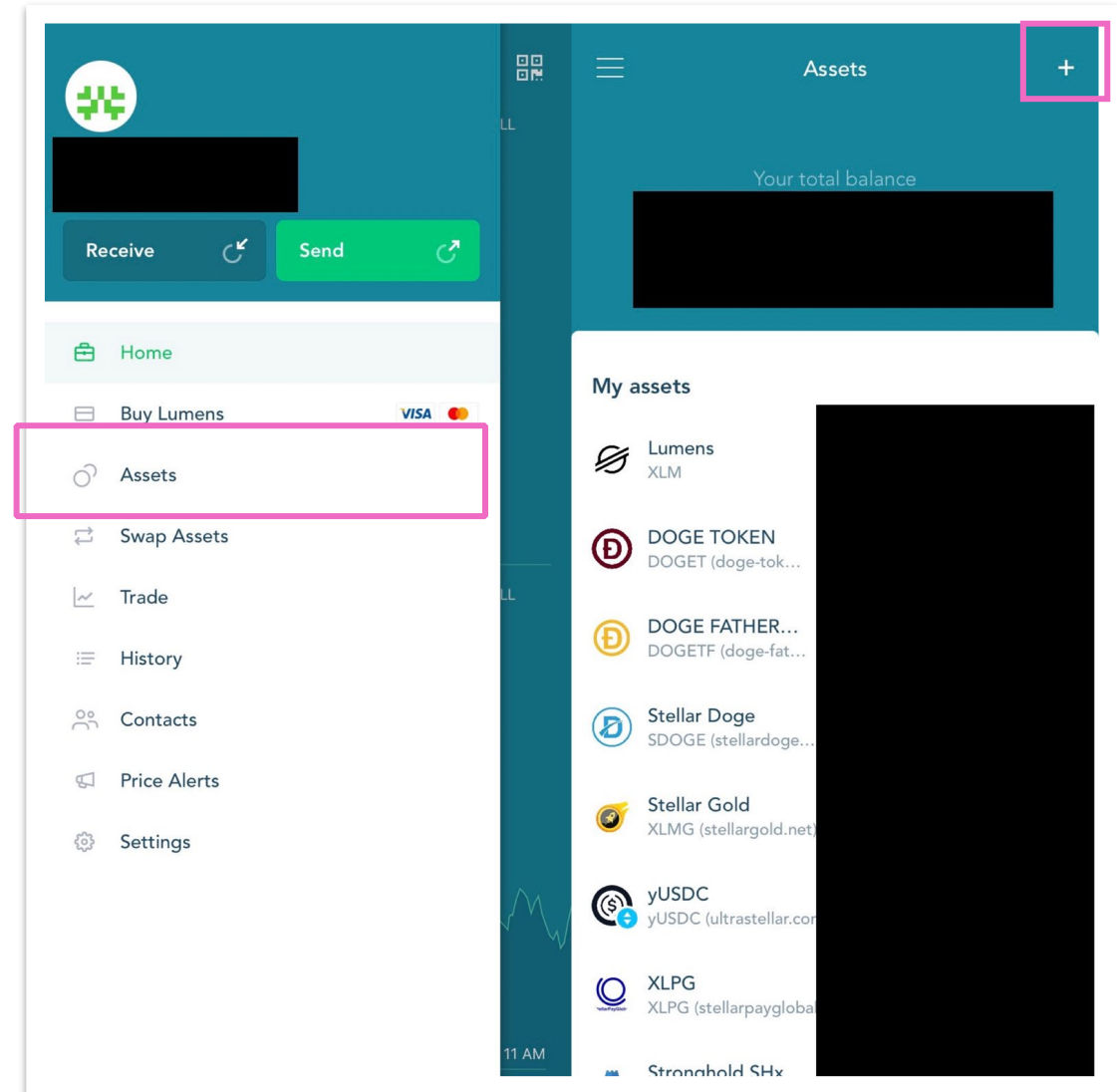
Trustlines are added to your Stellar account and let you hold a token as well as specify the amount of that token you're willing to hold. Trustlines also keep you from receiving unwanted assets.

For example, you wouldn't want someone trying to pay you with counterfeit dollars from a person or service you don't trust.

ADDING TRUSTLINES IN LOBSTR



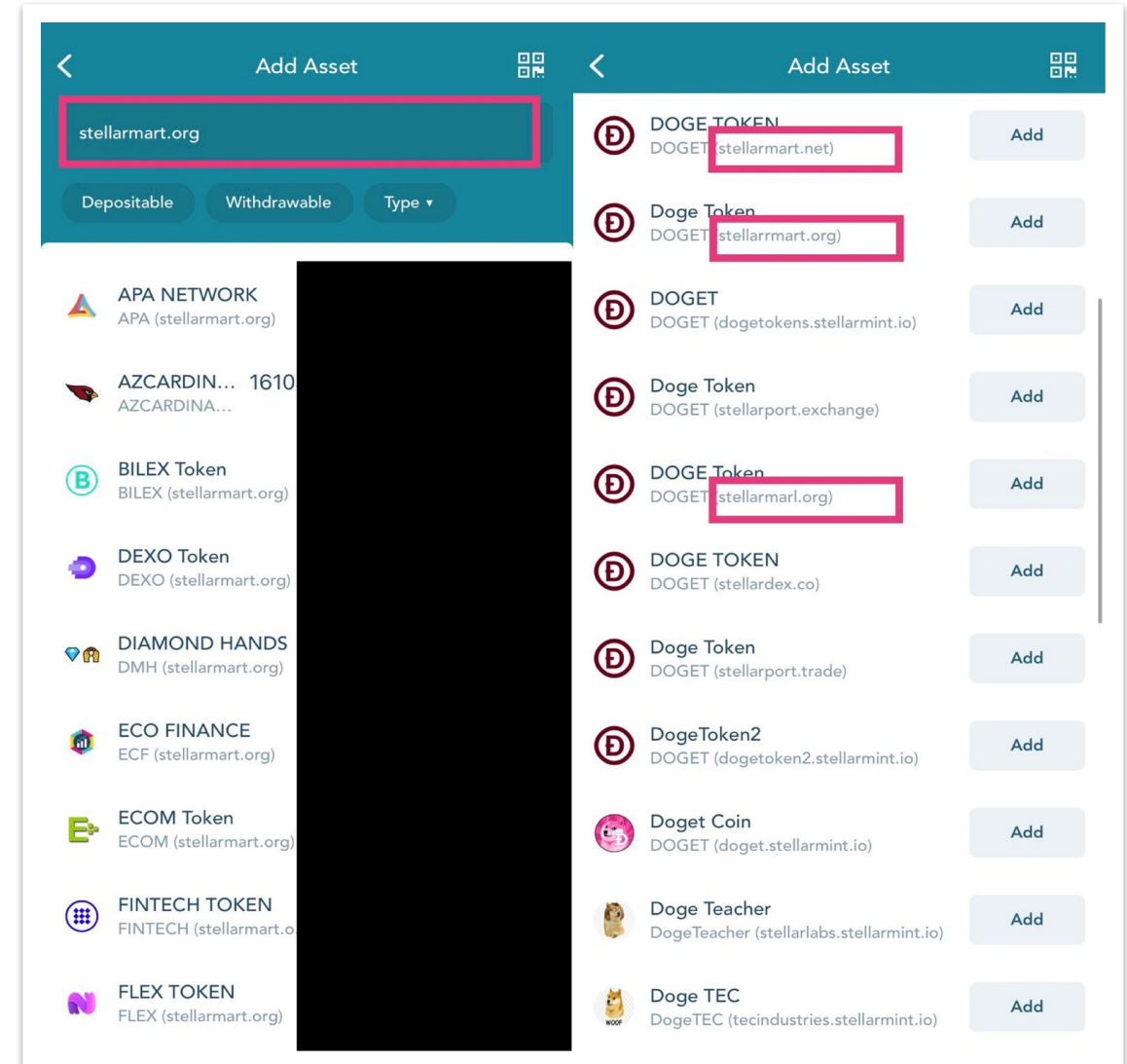
1. Go to Assets (This will show a list of all the tokens you own - if you currently have any)
2. Click the + button



ADDING TRUSTLINES IN LOBSTR (CONT'D)



3. Search for the desired token by entering the Asset Code or by the Domain Name. Multiple tokens could use the same Asset Code, so you need to verify the one on the correct domain that you are looking for. Searching by Domain may be simpler and also shows you other assets by the same issuer.
4. Once you find the desired token, click “Add”. **You have now added the trustline for that token.**



JOIN US ON TELEGRAM








Announcements
Discussions



[@QuantumStellarInitiative](#)
[@QuantumStellarInitiativeChat](#)

Updated: 9 January 2022

  **Not Financial Advice – Just Friendly Helpful Information**  
  **We Always Recommend You DYOR (Do Your Own Research)** 